



Energy Efficient Polyurethane Insulated Sectional Doors

Amarr® 2042 / Amarr® 2742 / Amarr® 2741

Amarr Polyurethane insulated sectional doors are our top-of-the-line high R-value doors.

Constructed using 2" or 1-3/8" foamed-in-place polyurethane insulation which creates a strong monolithic panel that is energy efficient. The Amarr 2741 and 2742 utilize 27-gauge front skins and are ideal for most commercial and industrial applications. The Amarr 2042 has a 20-gauge steel front skin that provides a perfect option for heavy industrial applications.

Each model is secured with standard 14-gauge, galvanized steel hinges. The interior skin of each section has top and bottom 20-gauge hinge reinforcement (continuous strip or backer plate). Improved Thermal Break design and position improves air and water infiltration performance to help meet IECC/Title 24 requirements. An EPDM rubber weather seal further enhances the performance of the joint.



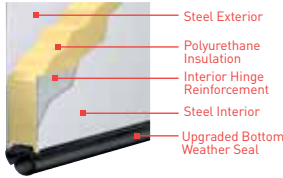
CONSTRUCTION

R-Value 19.4 **Amarr 2042**
Extra Heavy-Duty, 2" 20-gauge steel


R-Value 19.4 **Amarr 2742B / 2742C**
Heavy-Duty, 2" 27-gauge steel

R-Value 14.5 **Amarr 2741**
Medium-Duty, 1-3/8" 27-gauge steel

**2" TRIPLE-LAYER
Steel + Insulation + Steel**



**1-3/8" TRIPLE-LAYER
Steel + Insulation + Steel**



Rapid Install Vertical Lift: Designed specifically for commercial warehouse and dock doors and saves approximately 20 minutes of installation time per door due to fewer jamb attachments and a pre-assembled, one-piece track. Available for door sizes up to 9'4" x 10'. For more information, please visit www.amarr.com.

Track: All Amarr doors are available with both 2" or 3" track in Standard Lift, High Lift, Vertical Lift, Low Headroom, and Follow the Roof Pitch. Custom track configurations are also available. For drawings and more information, please visit www.amarr.com.

Springs: Torsion springs are oil tempered, helical wound and custom computed for each door for a minimum 10,000 cycle life. Optional springs are available up to 100,000 cycle life.

Standard Hardware: Galvanized steel hinges and track brackets. All rollers have minimum 10-ball bearings.

SPECIFICATIONS


	Extra Heavy-Duty	Heavy-Duty		Medium-Duty
	Amarr 2042	2742B	2742C	Amarr 2741
STEEL THICKNESS (Front/Back)	20-ga / 27-ga	27-ga / 27-ga		27-ga / 27-ga
PANEL DESIGN	Flush	Pencil Groove		Pencil Groove
STEEL EMBOSSEMENT	Stucco	Stucco		Stucco
DOOR THICKNESS	2" (5.1cm)	2" (5.1cm)		1-3/8" (3.5cm)
CONSTRUCTION LAYERS	Triple	Triple		Triple
HINGE REINFORCEMENT	Continuous Strip	Backer Plate	Continuous Strip	Backer Plate
INSULATION¹	Polyurethane	Polyurethane		Polyurethane
R-VALUE²	19.4	19.4		14.5
MINIMUM WIDTH	5'	5'		5'
MAXIMUM WIDTH	40' 2"	40' 2"		20' 2"
MINIMUM HEIGHT	7'	7'		7'
MAXIMUM HEIGHT	26' 1"	26' 1"		14' 1"
PASS DOOR	•	•		•
RAPID INSTALL VERTICAL LIFT	•	•		•
WIND LOAD³ AVAILABLE	•	•		•
PAINT FINISH WARRANTY⁴	10 Years	10 Years		10 Years
WORKMANSHIP/HARDWARE WARRANTY⁴	1 Year	1 Year		1 Year

¹ Insulation has passed self-ignition, flamespread and smoke developed index fire testing. ² Amarr 2741 calculated door section R-value is in accordance with DASMA TDS-163. Amarr 2042 and 2742 R-value tested and verified in accordance to ASTM 518 by an independent lab. ³ It is your responsibility to make sure your garage door meets local building codes. ⁴ For complete warranty details, visit amarr.com or contact your local Amarr dealer.

PANEL DESIGNS



AMARR 2042:
FLUSH PANEL WITH STUCCO EMBOSSEMENT




AMARR 2741 AND 2742:
PENCIL GROOVED WITH STUCCO EMBOSSEMENT

STEEL COLORS

Amarr steel doors are pre-painted; for custom colors, exterior latex paint must be used. Visit amarr.com for instructions on painting. Actual paint colors may vary from samples shown.



TRUE WHITE
Amarr 2742 and 2741;
2042 is Commercial White



SANDTONE
Amarr 2742
Amarr 2741 (Fall 2018)



COMMERCIAL GRAY
Amarr 2742
Amarr 2741 (Fall 2018)



COMMERCIAL BROWN
Amarr 2742
Amarr 2741 (Fall 2018)



Amarr Color Zone* More than 600 approved, factory-applied Sherwin-Williams SnapDry™ paint colors – the approved list can be found at amarr.com/amarr_color_zone.

SnapDry paint is resistant to dirt, fingerprints and UV weathering. Your local Sherwin-Williams store can provide SnapDry paint chips of selected colors.



*Price upcharge applies.

SUPERFLEX SECTION OPTION

Impact resistant sections are the answer to lower door section damage common in today's busy warehouses. Made with high-performance TPO skins on a flexible fiberglass tube frame. Available in widths up to 12' 2". Available for Amarr 2042 and 2742 only.



OPTIONAL PASS DOOR



Available for Amarr 2742 and Amarr 2042 only in door sizes up to 16'2" wide x 16' tall. Wind load option not available.



WINDOW OPTIONS



26" x 13" DOUBLE INSULATED ACRYLIC WINDOWS with BLACK FRAME

Available for Amarr 2042 and 2742 only.



24" x 12" TEMPERED INSULATED GLASS

Available with either a black or white frame.



24" x 8" TEMPERED INSULATED with BLACK FRAME



24" x 6" DOUBLE INSULATED ACRYLIC WINDOWS WITH BLACK FRAME

ALUMINUM SECTION OPTIONS* Actual color may vary from samples shown.



ALUMINUM FULL VIEW



PERFORATED ALUMINUM†
0.312" square perforations on 1/2" centers



LOUVERED ALUMINUM
6 columns of (12) 3"x 3/4" vents on a 4' x 24" panel



CLEAR ANODIZE



DARK BRONZE ANODIZE



BLACK ANODIZE



WHITE POWDER COAT

*Available for Amarr 2042 and 2742 only. †Also available in Mill finish.

ENTRE/MATIC

Entrematic
165 Carriage Court
Winston-Salem, NC 27105
800.503.DOOR
www.amarr.com

FOR TECHNICAL QUESTIONS:
1.866.366.4814



Entrematic products may be the subject of one or more U.S. and/or foreign, issued and/or pending, design and/or utility patents. Entrematic and Amarr as words and logos are trademarks owned by Entrematic Group AB or companies within the Entrematic Group. Door specifications and technical data subject to change without notice.

©Entrematic Group AB 2018. All rights reserved. Printed in USA Form #6211018/3M/GVS